

# SIGNAL HILL BUSINESS PARK

2599 E. 28TH STREET - SIGNAL HILL, CA 90755



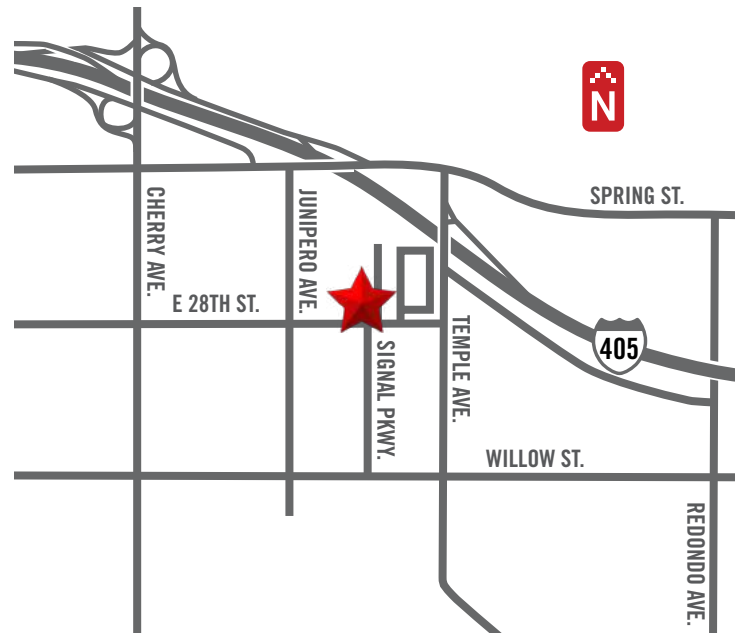
## FEATURES

- ±108,358 SF Business Park
- Flex and warehouse space available for lease
- Suites range from ±1,067 SF - ±5,000 SF
- Grade level overhead doors

## PROPERTY INFO

- Excellent freeway access
- Great visibility with building signage available
- Close to major banks & postal facilities
- Individual suite identification
- Free on-site parking
- 24-hour access

## LOCATION MAP



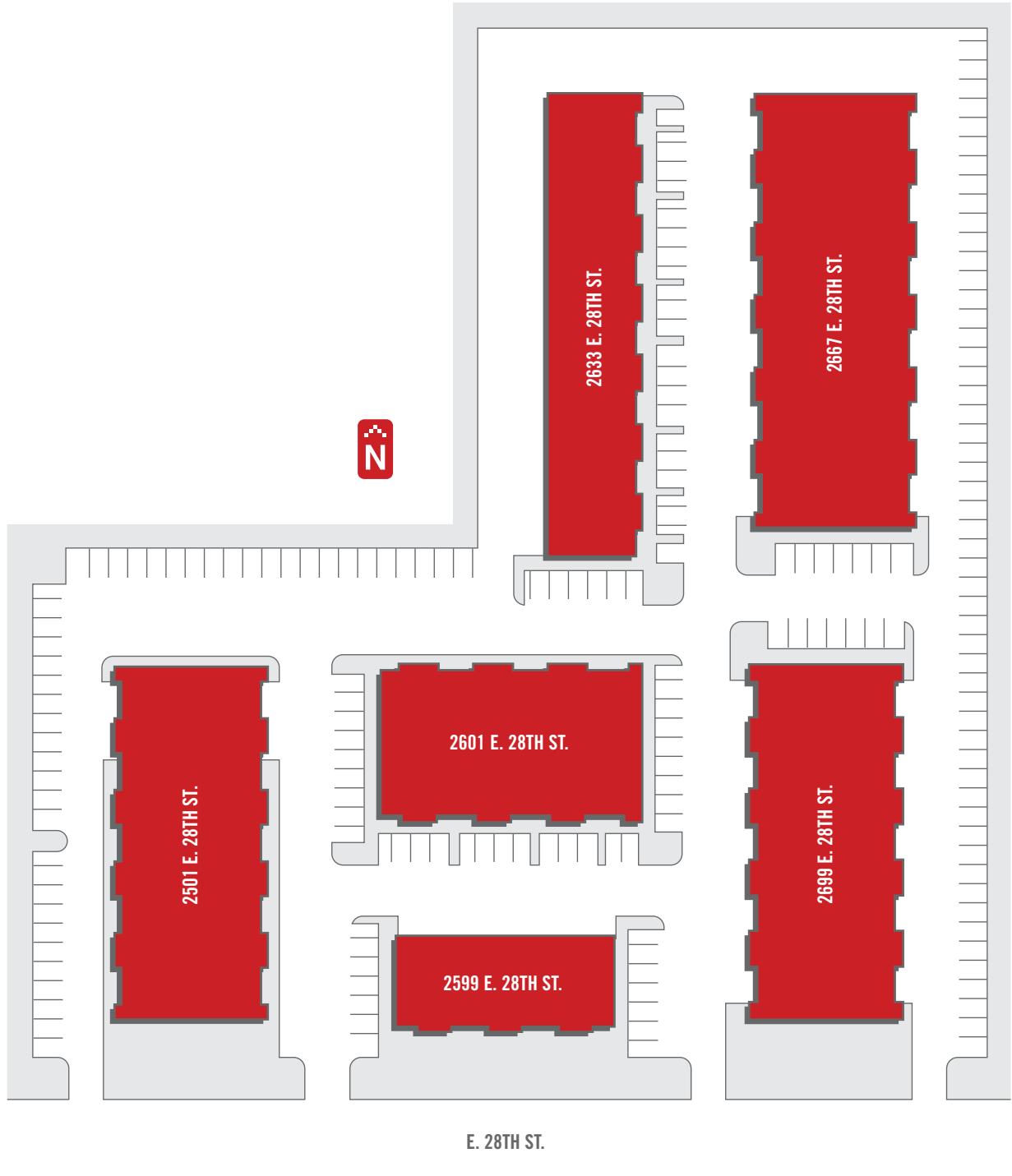
**PSBUSINESSPARKS.**  
psbusinessparks.com

**FOR LEASING CONTACT** 562.421.6100

# SIGNAL HILL BUSINESS PARK

2599 E. 28TH STREET - SIGNAL HILL, CA 90755

## SITE PLAN



**PSBUSINESSPARKS.**  
psbusinessparks.com

**FOR LEASING CONTACT**

**562.421.6100**

# JUNIPERO BUSINESS PARK

2801-2831 JUNIPERO & 2225-2321 E. 28TH STREET - SIGNAL HILL, CA 90755



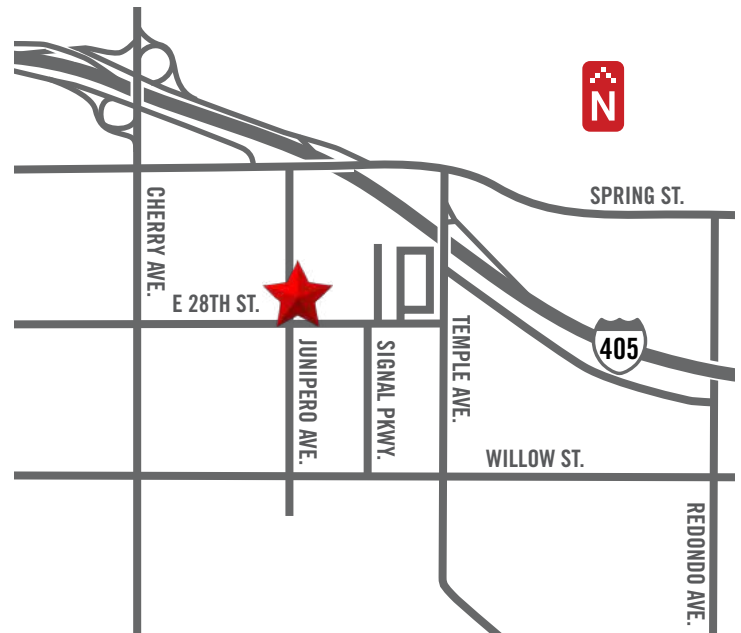
## FEATURES

- ±69,788 SF Business Park
- Flex and warehouse space available for lease
- Suites range from ±1,067 SF - ±5,000 SF
- Grade level overhead doors

## PROPERTY INFO

- Excellent freeway access
- Great visibility with building signage available
- Close to major banks & postal facilities
- Individual suite identification
- Free on-site parking
- 24-hour access

## LOCATION MAP



PSBUSINESSPARKS.  
psbusinessparks.com

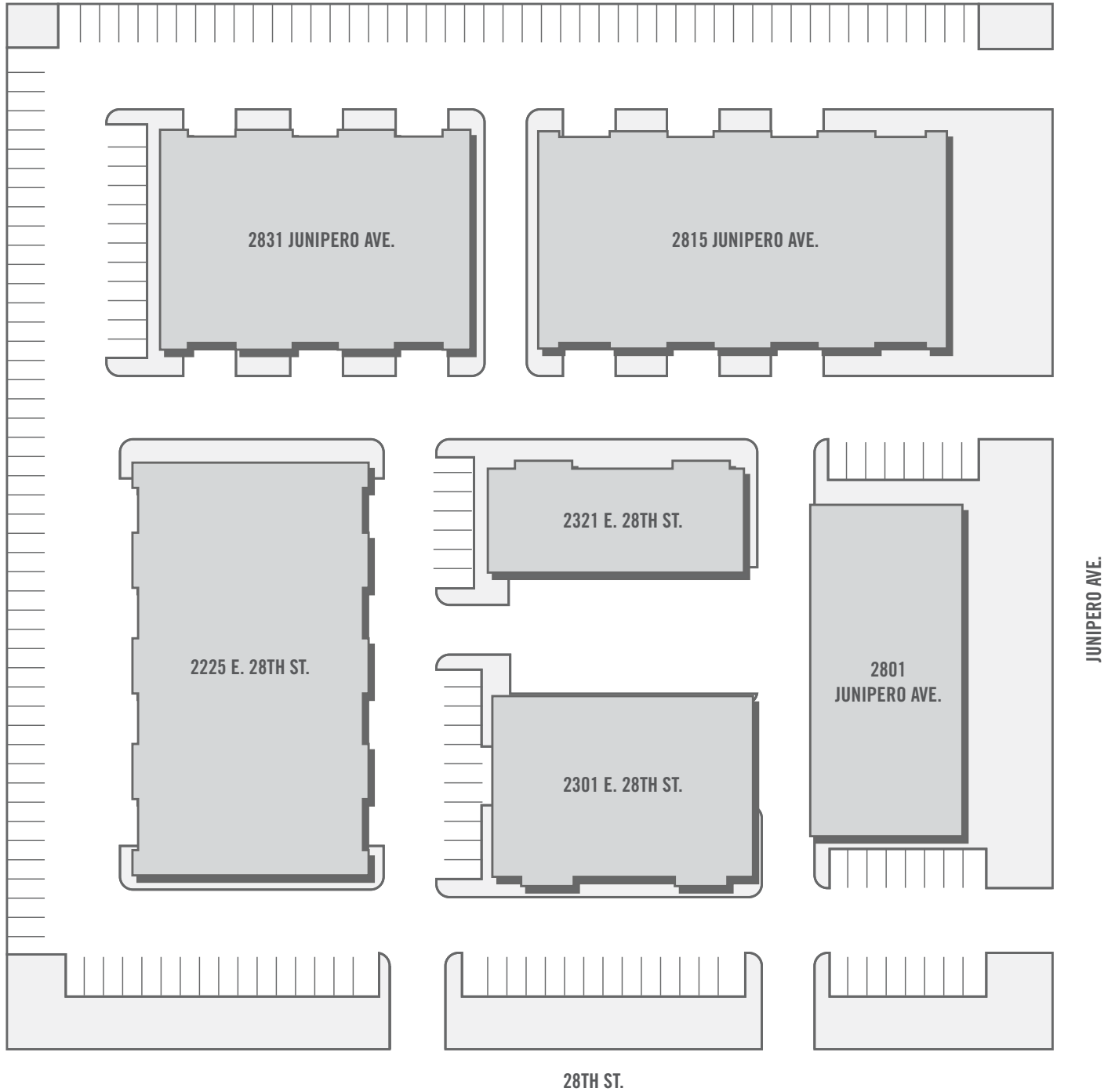
FOR LEASING CONTACT

562.421.6100

# JUNIPERO BUSINESS PARK

2801-2831 JUNIPERO, 2225-2321 E. 28TH STREET - SIGNAL HILL, CA 90755

## SITE PLAN



**PSBUSINESSPARKS.**  
psbusinessparks.com

**FOR LEASING CONTACT** 562.421.6100