

BAY CENTER BUSINESS PARK

HAYWARD, CALIFORNIA



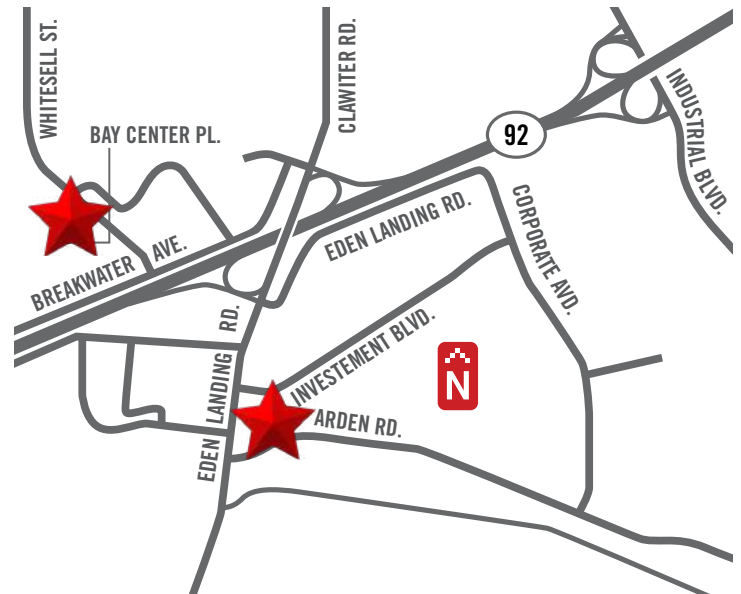
FEATURES

- ±462,000 SF business park consisting of four complexes in a prime Hayward location
- Portfolio of light industrial, warehouse, and lab space
- Suites range from ±2,400 SF to ±70,000 SF
- Dock and grade level loading

LOCATION

- Central location in Hayward
- Immediate access to Highway 92 via recently improved Clawiter - Whiteshell Interchange
- Easy access to nearby Silicon Valley, Peninsula and San Francisco
- Good access to Highway 880 via Highway 92
- 20 minutes from Oakland and San Francisco International Airports

LOCATION MAP



PSBUSINESSPARKS.
psbusinessparks.com

FOR LEASING CONTACT

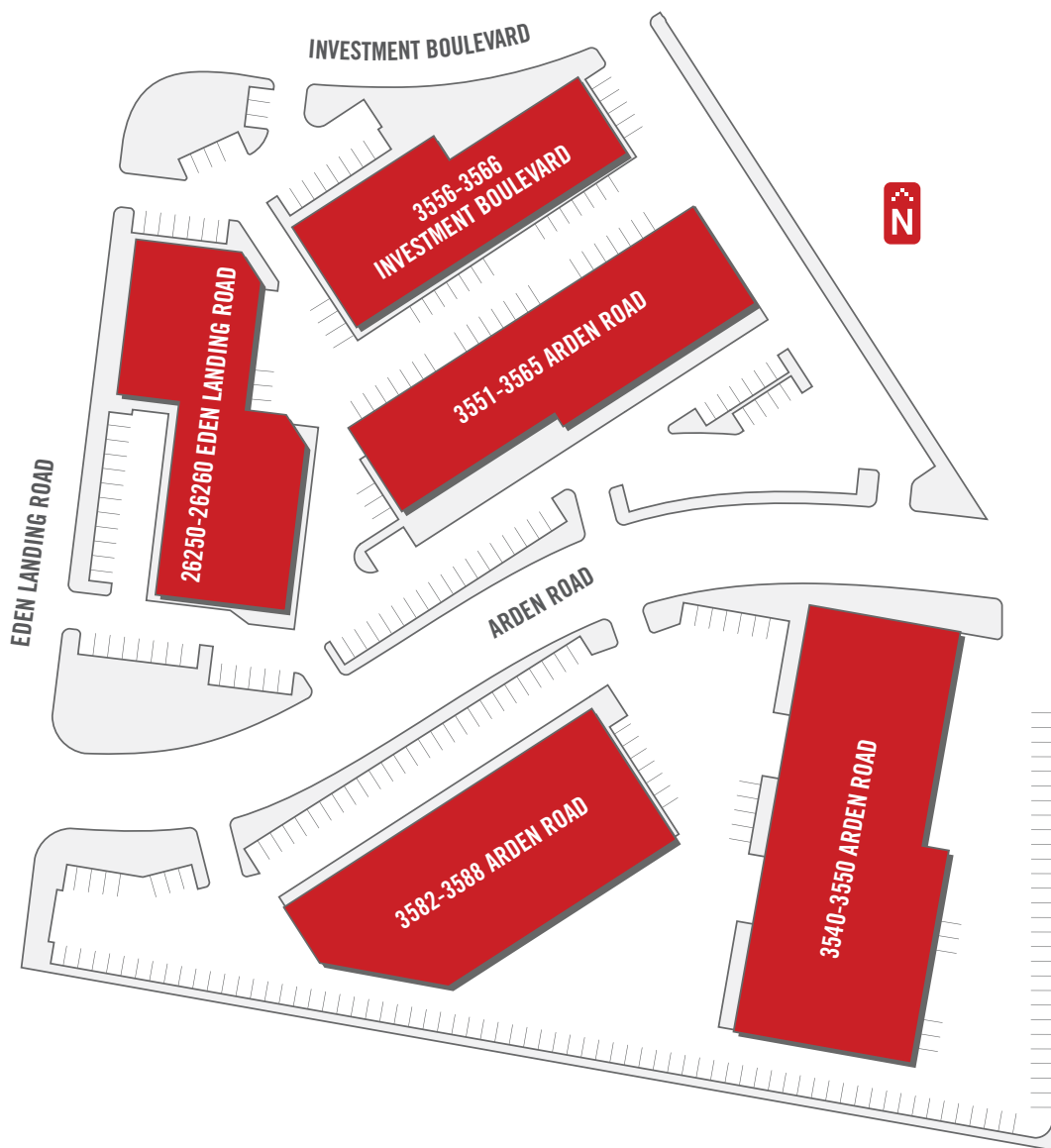
ABIGAIL EHRENFRIED
408.453.9921
AEHRENFRIED@PSBPC.COM

PREETI GOYAL
408.453.9921
PGOYAL@PSBPC.COM

BAY CENTER BUSINESS PARK

HAYWARD, CALIFORNIA

SITE PLAN - BAY CENTER BUSINESS PARK I



FEATURES

- Bay Center Business Park I consists of five office/warehouse buildings totaling $\pm 148,000$ SF
- Suites range from $\pm 2,400$ SF to $\pm 17,000$ SF

ADDRESSES

- 3556-3566 Investment Boulevard
- 26250-26260 Eden Landing Road
- 3540-3550 Arden Road
- 3551-3565 Arden Road
- 3582-3588 Arden Road



PSBUSINESSPARKS.
psbusinessparks.com

FOR LEASING CONTACT

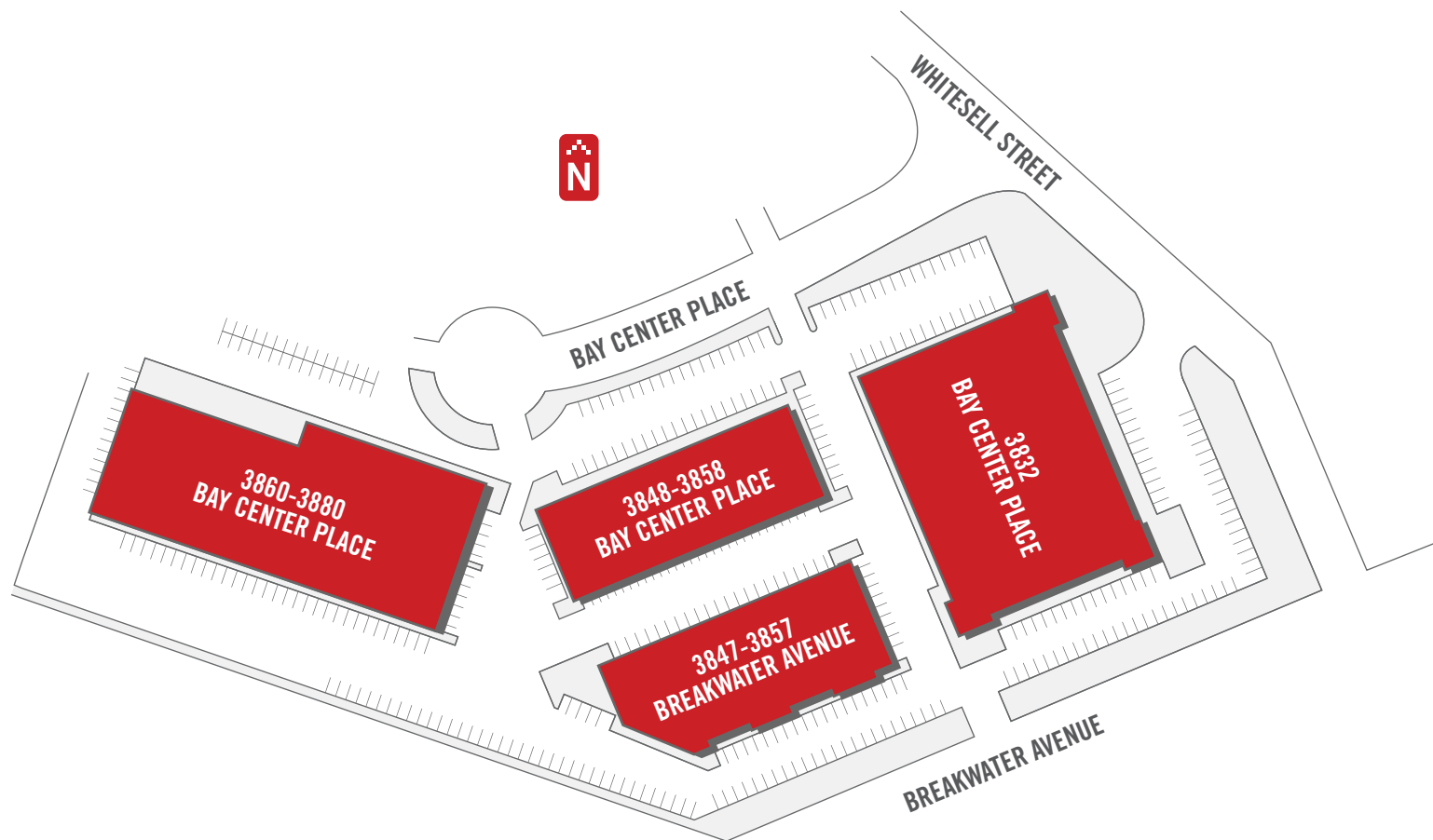
ABIGAIL EHRENFRIED
408.453.9921
AEHRENFRIED@PSBPC.COM

PREETI GOYAL
408.453.9921
PGOYAL@PSBPC.COM

BAY CENTER BUSINESS PARK

HAYWARD, CALIFORNIA

SITE PLAN - BAY CENTER BUSINESS PARK II



FEATURES

- Bay Center Business Park II consists of four office/warehouse buildings totaling $\pm 128,000$ SF
- Suites range from $\pm 4,600$ SF to $\pm 44,000$ SF

ADDRESSES

- 3847-3857 Breakwater Avenue
- 3832 Bay Center Place
- 3848-3858 Bay Center Place
- 3860-3880 Bay Center Place



PSBUSINESSPARKS.
psbusinessparks.com

FOR LEASING CONTACT

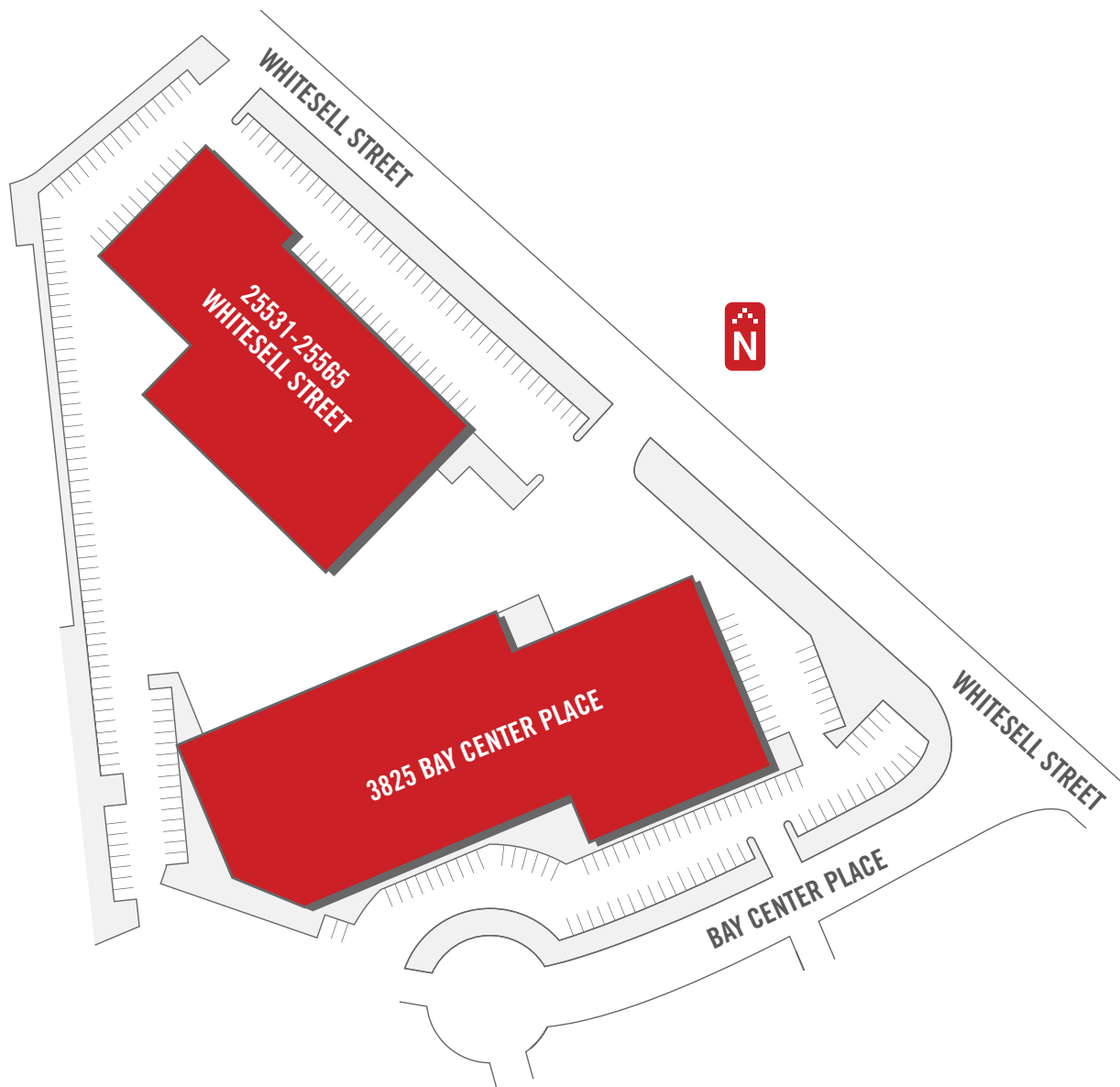
ABIGAIL EHRENFRIED
408.453.9921
AEHRENFRIED@PSBPC.COM

PREETI GOYAL
408.453.9921
PGOYAL@PSBPC.COM

BAY CENTER BUSINESS PARK

HAYWARD, CALIFORNIA

SITE PLAN - BAY CENTER BUSINESS PARK III



FEATURES

- Bay Center Business Park III consists of two warehouse buildings totaling $\pm 117,000$ SF
- Suites range from $\pm 8,700$ SF to $\pm 70,000$ SF

ADDRESSES

3825 Bay Center Place
25531-25565 Whitesell Street



PSBUSINESSPARKS.
psbusinessparks.com

FOR LEASING CONTACT

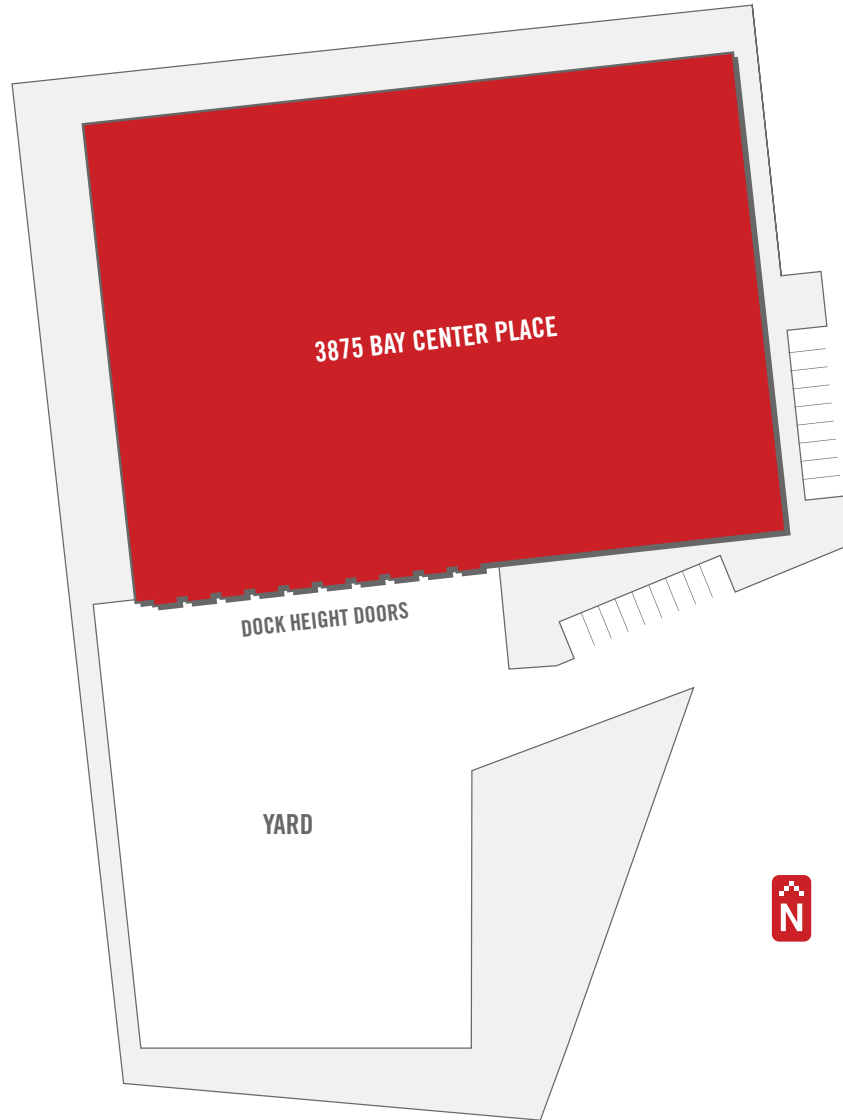
ABIGAIL EHRENFRIED
408.453.9921
AEHRENFRIED@PSBPC.COM

PREETI GOYAL
408.453.9921
PGOYAL@PSBPC.COM

BAY CENTER BUSINESS PARK

HAYWARD, CALIFORNIA

SITE PLAN - BAY CENTER DISTRIBUTION CENTER



FEATURES

- Bay Center Distribution Center is a free-standing $\pm 69,000$ SF facility on ± 3.44 acres

ADDRESS

3875 Bay Center Place



PSBUSINESSPARKS.
psbusinessparks.com

FOR LEASING CONTACT

ABIGAIL EHRENFRIED
408.453.9921
AEHRENFRIED@PSBPC.COM

PREETI GOYAL
408.453.9921
PGOYAL@PSBPC.COM